






# COUNTERTOP MEASURING GUIDE

## How to Measure

1. Draw a diagram of your countertop space on the paper.
2. Include the spaces for your sink, cooktop, bar sink, etc.
3. Indicate where there are walls in the space (if possible).
4. Measure the countertop length from wall to wall (in inches).
5. Write down the length in the appropriate space on your drawing.
6. Measure the depth of the countertops from the wall.  
(Standard countertop depth is 26" - overhang of cabinets)
7. Repeat this process for every section of your countertop.
8. Make sure to measure bar tops, islands, peninsulas, etc.

## Tools Needed

-  Measuring tape
-  Pen or pencil
-  This document


## Contact Info

Job Name: \_\_\_\_\_

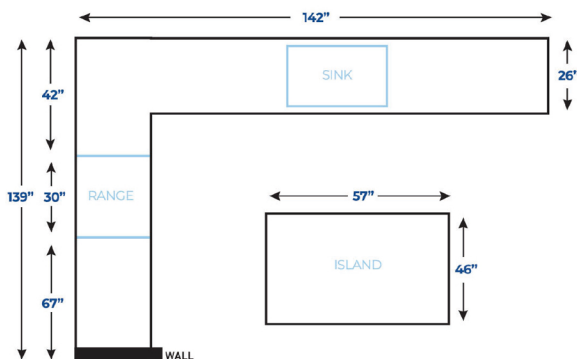
Contact Person: \_\_\_\_\_

Phone: \_\_\_\_\_

Email: \_\_\_\_\_



## Sketch Example



## Material Selection

Manufacturer: \_\_\_\_\_ Color: \_\_\_\_\_

 (503)905-9201  
 [info@apexcountertopsnw.com](mailto:info@apexcountertopsnw.com)